




LIBERTY GUARD



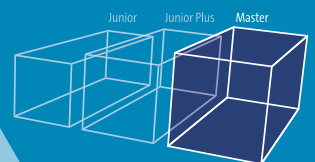
Stand alone health and welfare units

32' x 9'

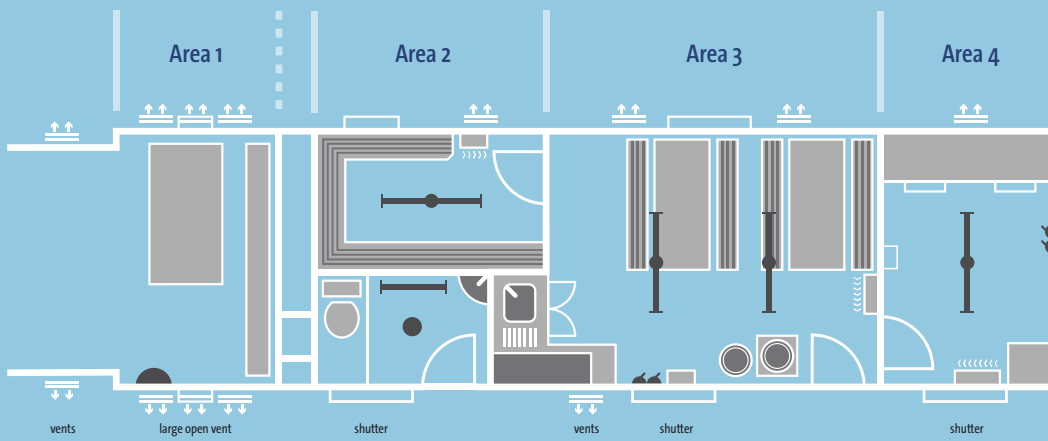


The most comprehensive unit
available on the market today

the Master



- ◆ High-tech steel anti-vandal specification
- ◆ Operational within 10 minutes of arrival and ready for use
- ◆ No mains required
- ◆ Self-housed Generator
- ◆ Delivered fully serviced and ready to use
- ◆ Fully self-contained unit with canteen, office, toilet, wash and drying room
- ◆ External electrical connection (For additional 'plug in' accommodation units on site)

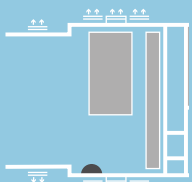
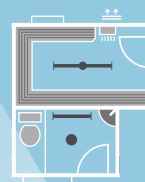
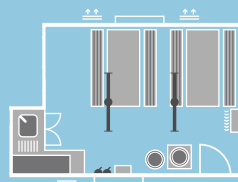
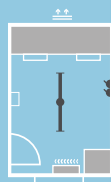


Welfare Unit standard fittings

- Lifting** 12mm Lifting Eyes at each corner
- Siting** Heavy duty Jacking Legs
- Floor** Steel bearers overlaid with 19mm flooring plywood. Finished in vinyl floor covering
- Electrical installation** Standard electrical installation features – 100 amp consumer unit with RCD protection • MCB's
- Vents** 4 x High Level and 4 x Low Level vents
- Wall Linings** Walls finished in EGB52 polyester coated plywood
- Ceilings** Ceiling finished in white CSM10 polyester coated plywood
- Partitioning** To form toilet area, drying room, canteen and office

the Master – floorplan and fittings (32' x 9')

The Liberty Master comprises of two separate steel units. The generator etc is housed in its own 6' x 9' shell, with the main welfare unit located within a 26' x 9' unit. Connections between the units are site fixed. The units are manufactured from 1.6mm Corrugated Steel to walls, roof and doors. Corner posts are made from 3mm steel.

Area 1	Area 2	Area 3	Area 4
<p>9' x 6' Generator Housing 2884mm double steel doors, internal security hinges, 2 x 5 lever insurance deadlocks, 1 x insurance padlock within steel shroud, leading to generator area. Heavy duty Jacking Legs • 12mm Lifting Eyes at each corner. Generator Area Floor has steel bearers overlaid with steel checker plate • Sound proofed throughout • Diesel engine 15kva generator • 800 litre banded diesel tank, 875 litre water tank • 15 litre multipoint water heater feeding canteen and toilet sinks • Water pump • Time delayed inspection light • Control panel (situated within office in main welfare unit)</p> 	<p>Drying Room Timber bench seating with steel support legs • Hat and coat hooks on timber rail • 1 kw Frostfighter radiant fan heater • One gang one way light switch • 1200mm Fluorescent light fitting • High level obscure glazed window, protected by welded steel grill. Toilet Accessed by own external door • 1100mm High Security steel door, hooking onto external wall. Internal security hinges. Steel door handle operating a 20mm steel rod located behind door frame and through floor, locked by 5 Lever insurance deadlock • Toilet accessed by internal door c/w bathroom lock and furniture • One gang one way light switch, Bulkhead light fitting • 560mm wash hand basin • Non-concussive basin taps • Mirror • Coat hook • No-mains chemical toilet system • In-line extractor fan • High level obscure glazed window, protected by welded steel grill. Optional – toilet can be plumbed to a large holding tank if required.</p> 	<p>Canteen Area (also giving access to Drying Room and Office) Accessed by own external door • 1100mm High Security steel door, hooking onto external wall. Internal security hinges. Area accessed by ½ glazed internal door with 6.4mm laminated glass c/w 3 lever mortice lock. One gang one way light switch • 2 x 1500mm fluorescent light fittings • 1000mm x 600mm stainless steel sink unit • Pair non-concussive basin taps • 1000mm sink base unit • 1000mm wall unit • 600mm base unit • Worktop • Refrigerator • Microwave oven • 2 x twin switched socket outlets • Insectcutor • Powwow fresh water drinks dispenser • Powwow bottle rack • Wall mounted waste bin • 2kw high level fan heater • 4 x canteen tables with steel support leg • Notice boards • Fire Blanket • 800mm x 975 mm top opening vent aluminium framed window, protected by 3mm steel vertical sliding shutter. Operated internally with unique pulley system and hidden pull cords.</p> 	<p>Office One gang one way light switch • 600mm x 600mm surface mounted modular light with Cat 2 Louvre • Work desk with shelf above • 2 x upholstered side chairs • 1 x fixed 4 drawer filing cabinet • Hat and coat hooks • Drop down drawing table • Notice boards • 100mm extractor fan • 2 x twin switched socket outlets • Generator control panel • 800mm x 975mm top opening vent aluminium framed window, protected by 3 mm steel vertical sliding shutter. Operated internally with unique pulley system and hidden pull cords.</p> 

the Master from...



Stand alone health and welfare units

Supplied Nationwide

For more information please call **01302 730033** or visit libertyguard.co.uk
 Liberty Guard (UK) Limited, Liberty House, Unit 4, Potteric Carr Industrial Estate, Doncaster DN4 5JB